

Notae mycologicae
auctore P. A. Saccardo

Series IX¹⁾

^{charact. und. sperres}

I. Teleomycetatae

^{charact.}
1. Calonectra Rickiana Sacc. sp. n. et Syd.

Peritheciis in ascomyeta epiphylla parasiticis, globulosis,
0,5 mm. diam., ceraceo-fragilibus, albidis, superficialibus,
tubulae saemulosis; ostio punctiformi impresso;
ascis verticillatis, brevissime septatis apice ob-
ovatae lenticulis, ibique tunica incrassata tuni-
casse angustata praeditis, 140-170 = 15^{setophori}; paraphy-
sibus filiformibus, ascum tubae punctis; sporiis
distichis, fusoidis, v. fusoido-clavatis
leniter curvis, 55 = 5,5-6 raris usque ad
75-80 = 5,5-6, obsolete 4-5-septatis, non
contractis, hyalinis, ^{inter} minute granulosis.

^{curvis}
Hab. in foliis Neckendrae, parasitice in peri-
theciis ascomyetae immatura, ^{quidam} Sao Leopoldo
Brasiliae, Julio 1906. Legit Pat. Rick.
Commun. H. ^{sperres} Sydow.

2. Dimerosporium Rickianum Sacc. et Syd. sp. n.
Subculo epiphylla, superficiali, maculiformi, fuso-
obovato v. subovo, ex hyphis angustioribus,
4-5 μ cr., repentibus, rectiusculis, raris
obsolete septulatis formato; maculis 2-4
mm. latis, v. confluentibus amplioribus; peritheciis
in tubiculo subsuperficialibus, gregariis, multithemis,
globulosis, 60-80 μ diam., ascomis, verticillate

1) Vide: Ann. mycol. IV, 1906, p. 490.

minute limboe debicentibus; contextu minute
celluloso membranaceo, rufo-fusco; arciis ovoidis,
apice obtusis, basi breviter apiculato-stipitatis,
 $36 = 14$, octosporis; sporidiis subhisticis, fusoidis,
utrinque acutis, rectiusculis, $14-15 = 4$, unisepta-
tis, non constrictis, eguttulatis, hyalinis.

^{curdis}
Hab. in foliis adhaec vivis plantae ignotae (arbo-
rescentis?), Sao Leopoldo, Brasiliae, Julio
1906. Legit Pat. ~~Richard~~ ^{Richard}, Communic.
H. ^{Sperry} Sydow.

II. Deuteromycetae.

3. Taberculina Davisiana Sacc. et Trav. n. h.
Hypophylla, in Rhizomatibus Sabinae parva aerea
parasitica, isabellino-mallea; acervulis minutis,
 $80-100 \mu$ latij, ^{pulvinulatis}, dense confertis et saepe
confluentibus, compactiusculis; hypostromate
irregulariter celluloso, subhyalino, $50-60 \mu$ crasso,
basidij ex hypostromate oriundi fasciculatis, pedi-
celiformibus, $28-40 = 6-7$, albis flavo-malleis,
continuis, apice obtusis; conidiis globulosis
v. cuboideo-globosis, levibus, $12-15 = 10-13$,
inter minute granulosis, hyalino-lutescenti-
bus.
Hab. in foliis adhaec vivis Sabinae cordatae,
Racine, Wisconsin, U.S.A. Aug. 1906. Legit
et communic. J. ^{Sperry} Davis. Ut ceterae generis
species videtur ^{parasitica} nec cum Rhizomate
metagenetica.

4. Stilbum coccophilum Sacc. n. h.
Gregarium, parasiticum, capitato-stipitatum, totum al.

ham v. alb. diam., 800-900 μ album; synnemata by ex
mycelio filiformi, ramuloso, repente 2-3 μ cr. surgen-
tibus, filiformibus, ^{40 μ cr.} glabris, et hyphis angustissimis
4-5 μ cr., hyalinis, dense stipatis formatis; capitula
globulosa, basi obtusa (non sensim in stipitem terminata)
200 μ diam., ex hyphis radiatis formata, compactius-
culo, glabro; conidiis oblongo-fuscais, 6.5-7.5 μ
utrinque ~~obtusis~~ acutulis, hyalinis (rarioribus subobtusis
lati).

Hab. ad ramos Fici capensis, parasitica in
scutellis Ceroptastis Rusci panensis a Thom.
Cartha cyanea, in herbo botanico Panormi-
^{Siciliae} Joann. Hect. Matteri 1907. Legit et communic. prof.
Joann. Hect. Matteri.

5 Penicillium coccophilum Sacc. sp. n.

Effusum, parvulum, carneolo-isabellinum,
derisoriale mucidinum; hyphis sterilibus repe-
tibus, parvis, perulis, seu conidiophoris, ad-
scendentibus, brevibus, totis (cum ramis) 90-120 μ
altis, 5.5-6 μ cr., parce septatis; ramis
arrecto-penicillatis, inis oppositis v. solitariis,
superioribus bis 3-4-vertebratis, ultimis sensim
superum terminatis; conidiis globosis, v. subglobosis,
exquisite verrucosis, majoribus, 8-9 = 8,
carneolo-isabellinis, cabenulatis. ^{Siciliae}

Hab. cum proceratibus Panormi. Legit et
communicavit prof. Joann. Hect. Matteri, qui
de curiosa horum fungulorum societate cum
animalculis memoratis proxime est disserturus.
ut opinor,

6 Penicillium insigne Sacc. sp. n.

Caespitibus albis dein roseolis, compactiusculis,

☉ Stilbo coccophila et pariter, ut videtur, parasiticum,






pulvinatis v. confluentis ^{effusis} ~~adactis~~; hyphis sterili-
bus repentibus septatis, parca ramosis, 6-7 per
septationes, sex conidiophoris, ascenduntibus, cylin-
dracis, brevibus, 50-60 = 7, parca septatis,
surdam pericillato-ramosis, ramis iterata ternis,
~~subadactis~~ arrectis (hinc condensatis) ulti-
mis apicem versus obtuse terminatis, ^{ramo} inferiori
subinde solitariis; conidiis ex apice ramulorum
longissime catenulatis, subglobosis, majusculis
teribus, 9 = 8, vertice minute apiculatis
hyalinis, diamum dubissime roseis, per apiculos
inter se connexis.

Hab. in foliis Citri Limonum dejectis et
loco udo diu servatis, Patavii, ex agro
Tarentino a cl. prof. Benzi ^{spere} missis, Jan
1907. Species conidiis ^{teribus} et per apiculos
catenulatis a praecedente, (P. cocophila) cui conidiophora
primario brevi et conidiis majusculis accedat,
non dignoscitur.






7 Tonula (Trachytora) conglutinata Corda -
var arvicola Sacc. Caespitibus hypophyllis,
minutis, brunneis; hyphis conidiophoris sim-
plicibus, 30 = 4, allurgentibus, subhyalinis;
conidiis globosis, catenulatis, 8 = 7,
distincte verruculosis, fusco-vinosis.

Hab. in foliis dejectis Citri Limonum ex
agro Tarentino a cl. prof. Benzi ^{spere} missis et
diu loco udo servatis Patavii, Jan. 1907.



- 1 *Cyrtodiplazium Rhizis* S.
- 2 " *Acerum* Oud.
- 3 *Sphaerella Ludwigiana* S. & H.
- 4 *Xidymographa perexigua* S.
- 5 *Fusicledium consors* S.
- 6 *Phylosticta Berberonis* S.
- 7 *Microspora melanospigula* (Des) S.
- 8 *Phoma pitulifera* S.
- 9 — *rubra* S.
- 10 *Septoria Harrisoniana* S.
- 11 " *galliae* S.
- 12 *Septosporium atrata* (Rob. herb.) Sacc.
- 13 *Trochita* (*Horaeococcus*) Rosae Pass.
- 14 *Gloeosporium cytharum* Pass.
- 15 *Napichedum Ononis* (Awd.) Sacc.
- 16 *Fusarium piri* Fr.



12






14



15

16





4

IV






V



7

5

6



III

IV

VI

